







Models		KSC03	KSC06	KSC11	KSC22	KSC32	KSC42	KSC62	KSC72
 Excavator weight - stick mounting	t	3-8	5-12	10-20	14-28	20-35	32-55	60-70	75-100
 Excavator weight - boom mounting	t	2-5	3-8	7-14	12-21	20-30	25-40	35-40	45-55
Weight	kg	300	480	1100	2150	3100	4100	6200	7900
Excavator oil flow capacity	l/min	80-100	70-100	150-200	150-250	200-300	300-400	400-500	450-600
Excavator working pressure	bar	280	250	280	320	320	350	350	350
360° rotation	°	360°	360°	360°	360°	360°	360°	360°	360°
Rotation oil flow capacity	l/min	5	20-30	20-30	40-60	40-60	40-60	25/50	70
Rotation Pressure	bar	120	80	140	140	140	140	140	140
A	mm	1330	1880	2210	2570	2720	3050	3905	4190
B	mm	265	350	430	490	570	620	780	845
C	mm	230	348	480	470	490	540	690	710
Cutting Force**	kn	1850	2750	3800	4650	6300	7550	9000	12000
∅ Max	mm	25	30	45	70	90	100	125	135
	mm	22	25	35	60	80	90	110	120
	mm	5	6	10	15	20	22	28	30
	mm	80	100	200	300	400	450	550	600
	mm	60	70	140	200	260	280	330	350